

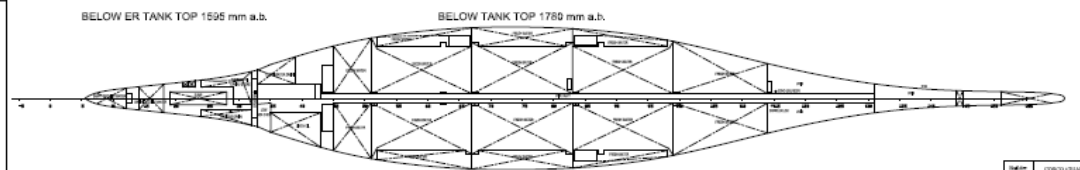
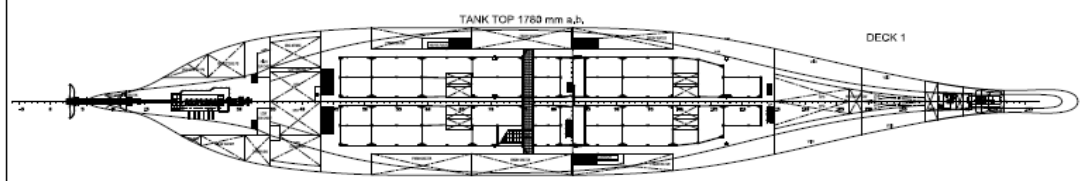
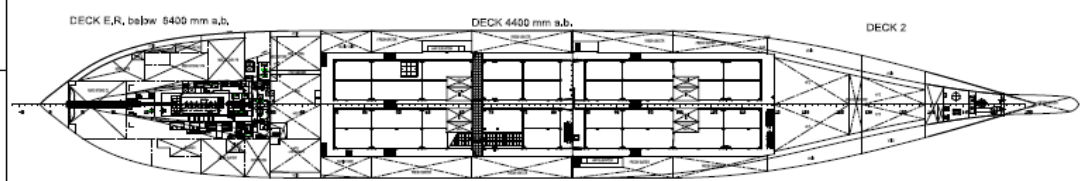
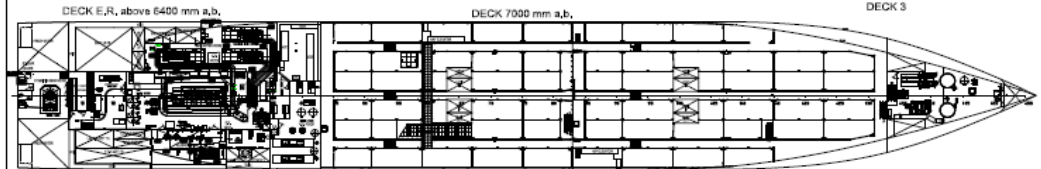
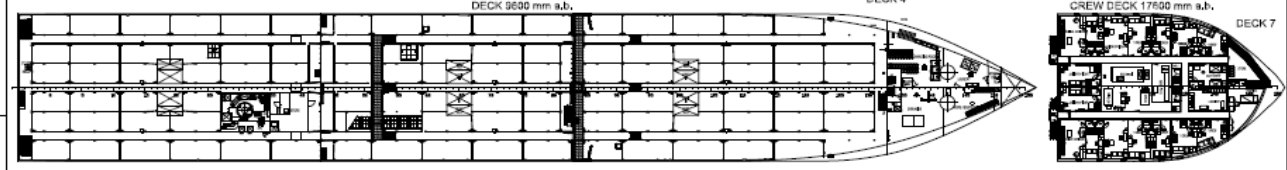
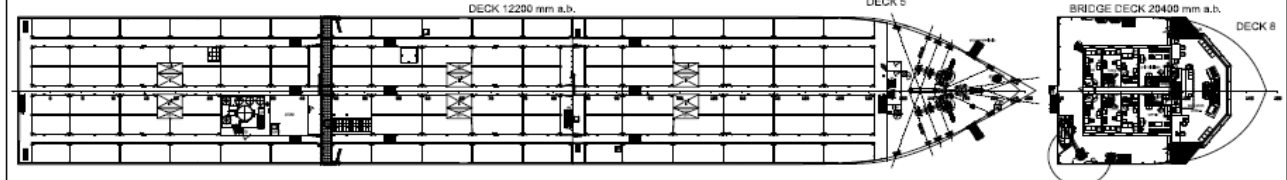
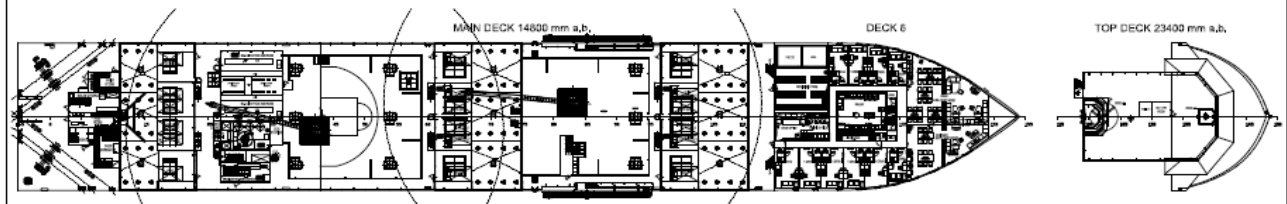
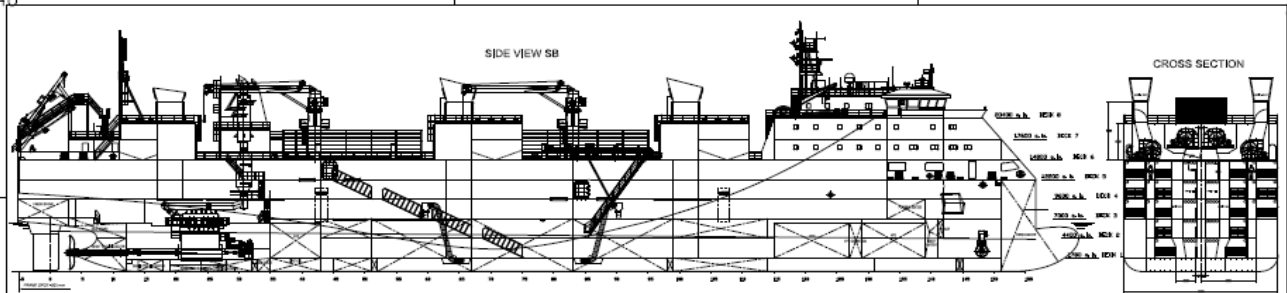


Livestock Express \* E chartering@livestock-express.com \* W www.livestock-express.com

## Livestock Vessel Ganado Express

<b>Flag</b> : Singapore <b>Port of Registry</b> : Singapore <b>Built</b> : 2013 <b>IMO N°</b> : 9621209 <b>Class</b> : Rina <b>Builder</b> : China, Cosco Guangdong <b>Class notation</b> : C ✘ livestock carrier; unrestricted navigation ✘ AUT-UMS; COMF-NOISE-B; COMF-VIB-B; GREEN STAR 3 DESIGN; INWATERSURVEY; MON-SHAFT	<b>Dimensions</b>
	LOA : 134.80 m Length between pp : 125.25 m Beam moulded : 19.60 m Depth : 14.80 m Summer draft : 6.80 m
<b>Machinery</b>	<b>Tonnages</b>
Main Engine : 6,090 kW Wartsila RT-FLEX35 Shaft generator : 1,050 kW Aux Engines : 3 x 1,100 kW 2nd source of power : 465 kW Bow Thruster : 750 kW	DWT : 5,225 T Scantling draft : 6.80 m Design draft : 6.80 m Gross Tonnage : 10,421 Net Tonnage : 3,126
<b>Remarks</b>	<b>Speed</b>
Gear : 2 x 3 T deck cranes @ 24 m Air circulation: 90 air changes per hour (200 PAT)	Service speed: abt 16.75 knots (shaft generator engaged)
<b>Capacities / Distribution</b>	
Total Gross Pen area: 4,504 m <sup>2</sup> Total Gross Sheep Pen area : 901 m <sup>2</sup> Number of decks: 5 Deck space fodder: 520 m <sup>2</sup> Fodder (silo): 1,200 m <sup>3</sup> Fresh water: 2,646 m <sup>3</sup> Fresh water production: 2 x 100 m <sup>3</sup> per day	HFO 875 m <sup>3</sup> MGO 183 m <sup>3</sup> MDO 151 m <sup>3</sup>

Livestock Express \* E chartering@livestock-express.com \* W www.livestock-express.com



**Main Particulars**

Length o.s.p.	136,963 m
Length p.p.t.	125,258 m
Breadth m.i.l.	23,623 m
Depth (Freeboard)	9,603 m
Depth to upper deck	24,803 m
Drum height (bridge)	6,823 m
Overheadlight	5,823 m
Brake water capacity	2045 m <sup>3</sup>
Ballast capacity (STC)	877 m <sup>3</sup>
Water capacity (M2)	125 m <sup>3</sup>
Ballast capacity (D)	480 m <sup>3</sup>
CUTTING AREA (sq. m)	4056,72 m <sup>2</sup>
Water engine	WARTSILA RT-42L25 6250 hp
Landed service speed	15,3 kn
19% 16 MW, 20% 16 PTD, 27% sea range	

Scale	COGEO (DRAWING) AND SUPPLY AND COLLECTED	Scale	COGEO	Scale	1:100
Author	Length: Center Line (Lines)	Scale	1:100	Scale	1:100
Project	Scale: 1:100 (Vertical)	Scale	1:100	Scale	1:100
Project	Scale: 1:100 (Vertical)	Scale	1:100	Scale	1:100
<b>GENERAL ARRANGEMENT PLAN</b>					
Author	Scale: 1:100	Scale	1:100	Scale	1:100
Author	Scale: 1:100	Scale	1:100	Scale	1:100
COGEO (DRAWING) AND SUPPLY AND COLLECTED (PROVISIONAL) SUPPLY					
Scale	1:100	Scale	1:100	Scale	1:100
Scale	1:100	Scale	1:100	Scale	1:100